

How to Add Links to your ACORN Course

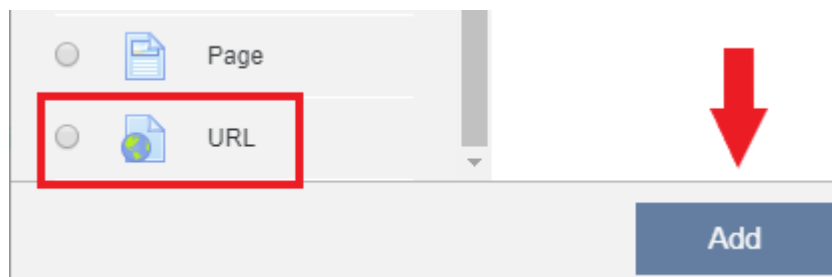
1. Turn **editing on** in your course





2. Click on "Add an Activity or Resource,"



 Add an activity or resource

3. Scroll to the bottom and select "URL"

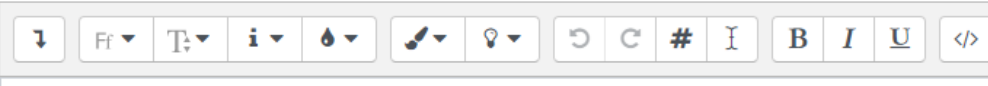


4. Create a "Name" for the link (this is the text that will display to students on the homepage) and paste **the link to the resource** below, and hit Save.

Name  

External URL   Choose a link...

Description



Posting a Stable Link to an Online Article or Journal

1. If you're sharing **Online Journal Articles** with students, please review the following instructions on how to ensure these materials are accessible to students off campus: <https://library.acadiau.ca/about/help/faq/stable-links.html>